

Moorhead Public Service Moves to Phase II of the Lead Service Line Inventory Project

Moorhead Public Service (MPS) is moving onto the second phase of the Lead Service Line Inventory Project. The map shown on the following page indicates the residential locations of the next phase. The purpose of this project is to accurately determine the total number of LSLs in MPS' water distribution system as many water service line materials in Moorhead are still unknown. The majority of LSLs in Moorhead were typically installed before 1940. In rare instances, LSLs may have been installed as late as the 1970s.

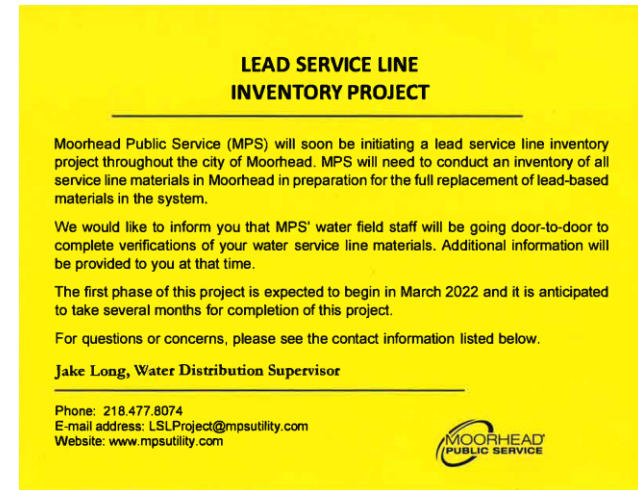
The main objectives of this project include:

- Identifying all service line materials and locations in our system
- Informing customers of the water service material used in their home
- Providing resources on reducing lead exposure in drinking water
- Accurately planning and budgeting for LSL replacement projects

To determine the material of the water service line, MPS will perform a combination of field verifications and requests for self-verification of the service line material. MPS is sending yellow postcards to inform each resident that MPS staff will be in the area performing the door-to-door field verifications. MPS will begin the LSL Inventory Project by performing door-to-door field verifications, which typically only take a few minutes to complete. If customers are unavailable, an informational packet will be left on a door hanger with directions on how to perform the self-verification of the service line material.

We ask that you please complete the self-verification within two weeks of receiving this letter. If you have trouble determining the material or location of your service line, please contact MPS to set up an appointment 218-477-8000, Option 4.

Questions about the LSL Inventory Project can be directed to LSLProject@mpsutility.com.



**LEAD SERVICE LINE
INVENTORY PROJECT**

Moorhead Public Service (MPS) will soon be initiating a lead service line inventory project throughout the city of Moorhead. MPS will need to conduct an inventory of all service line materials in Moorhead in preparation for the full replacement of lead-based materials in the system.


We would like to inform you that MPS' water field staff will be going door-to-door to complete verifications of your water service line materials. Additional information will be provided to you at that time.

The first phase of this project is expected to begin in March 2022 and it is anticipated to take several months for completion of this project.

For questions or concerns, please see the contact information listed below.

Jake Long, Water Distribution Supervisor

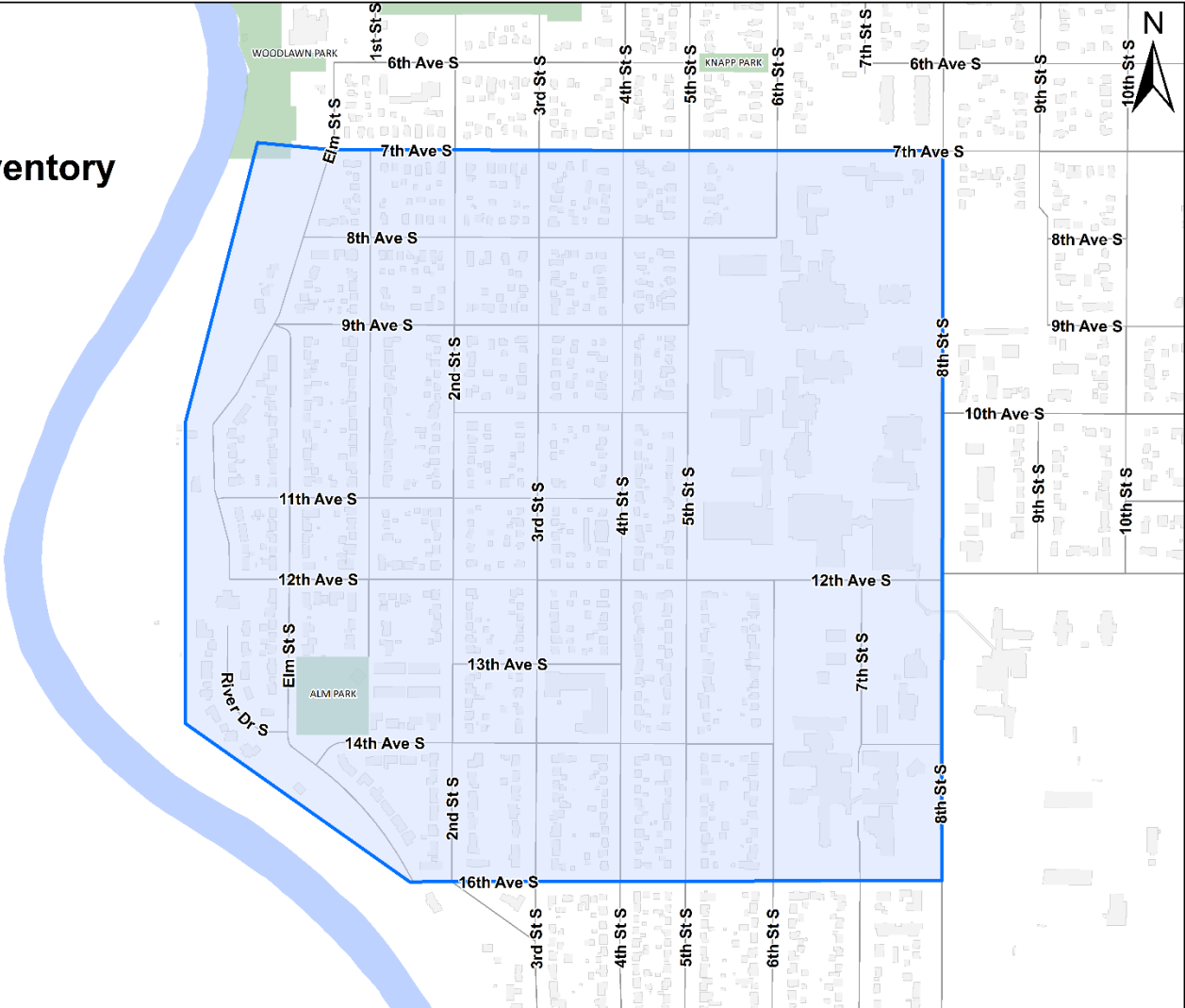
Phone: 218.477.8074
E-mail address: LSLProject@mpsutility.com
Website: www.mpsutility.com





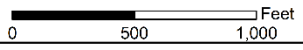
Lead Service Line Inventory Phase 2

Date: 3/22/2022



Legend

 LSLI - Phase 2



Moorhead Public Service Begins Phase I of the Lead Service Line Inventory Project

As part of Moorhead Public Service's (MPS') commitment to provide safe drinking water to all our customers, we consistently comply with all regulations of the US EPA Safe Drinking Water Act. Due to recent revisions to the Lead and Copper Rule, all Community Water Systems nationwide, including MPS, are required to create a mapped inventory to prepare for the replacement of lead-based water service line materials throughout the City of Moorhead.

To complete this task, MPS' Water Division created the Lead Service Line (LSL) Inventory Project. The purpose of this project is to accurately determine the total number of LSLs in MPS' water distribution system as many water service line materials in Moorhead are still unknown. The majority of LSLs in Moorhead were typically installed before 1940. In rare instances, LSLs may have been installed as late as the 1970s.

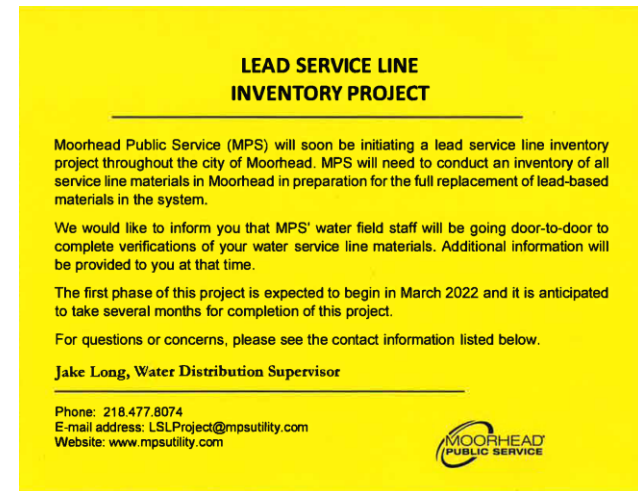
The main objectives of this project include:

- Identifying all service line materials and locations in our system
- Informing customers of the water service material used in their home
- Providing resources on reducing lead exposure in drinking water
- Accurately planning and budgeting for LSL replacement projects

To determine the material of the water service line, MPS will perform a combination of field verifications and requests for self-verification of the service line material. MPS is sending yellow postcards to inform each resident that MPS staff will be in the area performing the door-to-door field verifications. MPS will begin the LSL Inventory Project by performing door-to-door field verifications, which typically only take a few minutes to complete. If customers are unavailable, an informational packet will be left on a door hanger with directions on how to perform the self-verification of the service line material.

We ask that you please complete the self-verification within two weeks of receiving this letter. If you have trouble determining the material or location of your service line, please contact MPS to set up an appointment 218-477-8000, Option 4.

Questions about the LSL Inventory Project can be directed to LSLProject@mpsutility.com.



**LEAD SERVICE LINE
INVENTORY PROJECT**

Moorhead Public Service (MPS) will soon be initiating a lead service line inventory project throughout the city of Moorhead. MPS will need to conduct an inventory of all service line materials in Moorhead in preparation for the full replacement of lead-based materials in the system.


We would like to inform you that MPS' water field staff will be going door-to-door to complete verifications of your water service line materials. Additional information will be provided to you at that time.

The first phase of this project is expected to begin in March 2022 and it is anticipated to take several months for completion of this project.

For questions or concerns, please see the contact information listed below.

Jake Long, Water Distribution Supervisor

Phone: 218.477.8074
E-mail address: LSLProject@mpsutility.com
Website: www.mpsutility.com



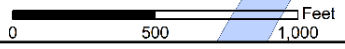


Lead Service Line Inventory Phase 1

Date: 3/16/2022

Legend

 LSLI - Phase 1



Lead FAQs

Recently, extensive media coverage has taken place on lead in drinking water relative to the problems that the City of Flint, Michigan and Washington D.C., have experienced with their water supplies. The FAQs (below) will provide some basic information on lead in drinking water and what Moorhead Public Service (MPS) does to minimize the amount of lead in the water we supply.

Where does lead in water come from?

Lead is not found in Moorhead's source water and is not in the treated water when it leaves MPS' Water Treatment Plant. Lead contamination of drinking water comes from lead service lines (LSLs) that connect the watermain to the home, household plumbing fixtures, and lead solder.

Does Moorhead have lead service lines (LSL)?

Yes. The majority of LSLs in Moorhead typically went into the ground during the 1930s and 1940s. In rare instances, LSLs may have been installed as late as the 1970s.

MPS staff has started the process of completing a Lead Service Line Inventory Project. MPS staff have been sorting through historical water distribution system maintenance data to determine which homes in Moorhead have an LSL. The data will be placed into our Geographical Information System (GIS) database so it can be analyzed. Residents who are determined to have an LSL will be notified upon completion of this analysis. In the meantime, customers can contact MPS to determine if they have a LSL or hire a certified plumber to determine if they have potential lead exposure from other sources including household plumbing fixtures.

What does MPS do to reduce lead in drinking water?

MPS uses a two-step treatment process to reduce leaching of lead from LSLs, plumbing fixtures, and solder in the home. First, the pH of the water is adjusted to approximately 9.2, which allows the water to produce a small amount of scale on the inside of pipes. In addition, MPS adds a corrosion inhibitor called polyphosphate to the water. The combination of these treatment techniques allows a small coating to form on the inside of water pipes so that lead does not leach into the water.

Does MPS have a plan to reduce the number of LSLs in Moorhead?

Currently, MPS replaces the MPS-owned portion of LSLs during routine watermain replacement projects as crews find them. After the historical maintenance data is placed into our GIS database, staff will be able to better analyze the data and investigate future strategies to replace LSLs.

What is a safe level of lead in water?

The United States Environmental Protection Agency (EPA) has set the maximum contaminant level goal (MCLG) for lead at zero. However, since a level of zero is not completely possible due to lead leaching from the plumbing inside of homes, an action level (AL) of 15 parts per billion (ppb) has been set. An analogy for the concentration of parts per billion is one drop of water in a 14,000-gallon swimming pool. Water systems are required to test for lead in drinking water by the Lead and Copper Rule to ensure the water meets EPA guidelines.

Has MPS ever violated the Lead and Copper Rule?

No. MPS has never been out of compliance with the Lead and Copper Rule (LCR) since testing began in 1992. In fact, only 1.4 percent of the lead samples tested have been over the action level of 15 ppb since testing has been required by the LCR. These samples did not trigger an LCR violation because the 90th percentile level of samples was less than the action level.

What can I do to assure I am not exposed to lead in drinking water if I have an LSL or lead in my home plumbing?

If you believe your family is at risk of lead exposure from tap water, we encourage testing by a certified laboratory. RMB Environmental Laboratories in Detroit Lakes, MN will test water samples for lead for \$25 per sample.

Families can take steps to reduce their risk of lead exposure by:

1. Flushing out the lines after a period of stagnation in order to get fresh water that is coming from the main. Consider using the water to flush toilets or water plants in order to minimize waste.
2. Purchasing a point-of-use treatment device certified to remove lead, and make sure the device is properly maintained.
3. Avoiding consuming water from the hot water tap, where lead is more likely to be present.
4. Periodically remove and clean the faucet screen/aerator, while removed, run water to eliminate debris.

Additional Resources

- [AWWA: Lead Resource Community](#)
- [AWWA: Together, Let's Get the Lead Out \(YouTube Video\)](#)
- [US EPA: Lead and Copper Rule](#)
- [MDH: Lead in Drinking Water](#)
- [Moorhead Public Service Water Quality Reports](#)

